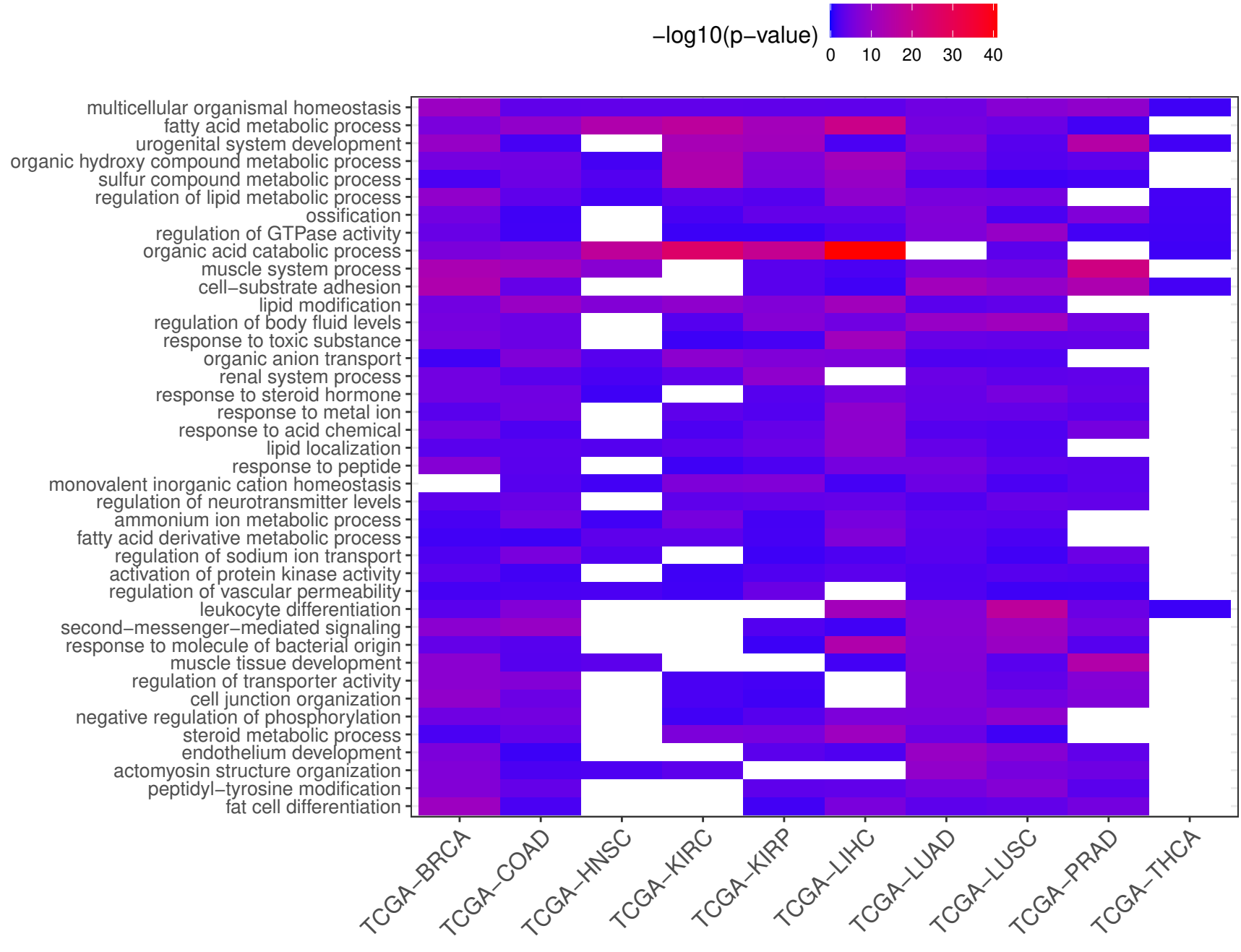
−log10(p−value)
0
10
20
30
40
multicellular organismal homeostasis
fatty acid metabolic process
urogenital system development
organic hydroxy compound metabolic process
sulfur compound metabolic process
regulation of lipid metabolic process
ossification
regulation of GTPase activity
organic acid catabolic process
muscle system process
cell−substrate adhesion
lipid modification
regulation of body fluid levels
response to toxic substance
organic anion transport
renal system process
response to steroid hormone
response to metal ion
response to acid chemical
lipid localization
response to peptide
monovalent inorganic cation homeostasis
regulation of neurotransmitter levels
ammonium ion metabolic process
fatty acid derivative metabolic process
regulation of sodium ion transport
activation of protein kinase activity
regulation of vascular permeability
leukocyte differentiation
second−messenger−mediated signaling
response to molecule of bacterial origin
muscle tissue development
regulation of transporter activity
cell junction organization
negative regulation of phosphorylation
steroid metabolic process
endothelium development
actomyosin structure organization
peptidyl−tyrosine modification
fat cell differentiation
TCGA−BRCA
TCGA−COAD
TCGA−HNSC
TCGA−KIRC
TCGA−KIRP
TCGA−LIHC
TCGA−LUAD
TCGA−LUSC
TCGA−PRAD
TCGA−THCA

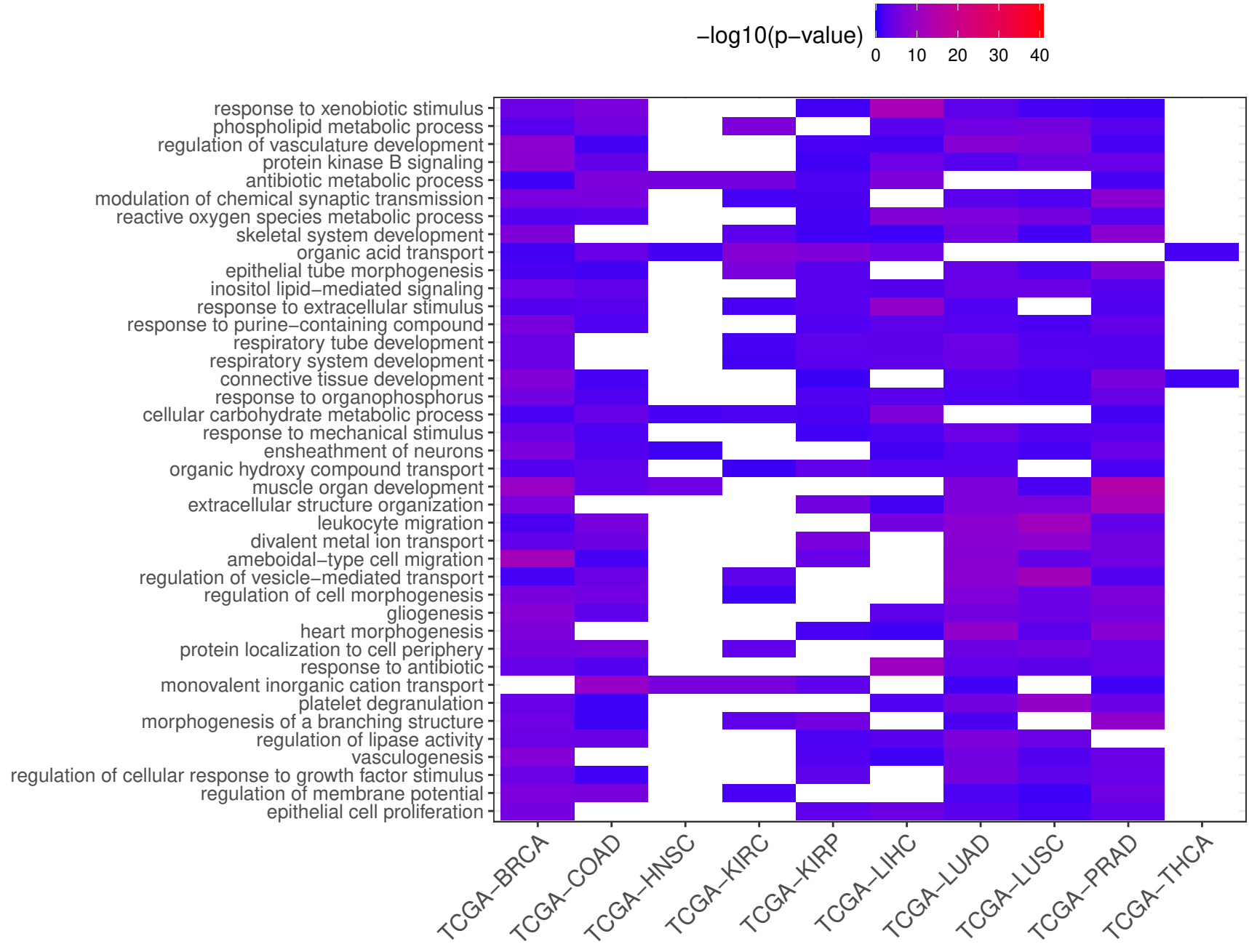
−log10(p−value)
0
10
20
30
40
response to xenobiotic stimulus
phospholipid metabolic process
regulation of vasculature development
protein kinase B signaling
antibiotic metabolic process
modulation of chemical synaptic transmission
reactive oxygen species metabolic process
skeletal system development
organic acid transport
epithelial tube morphogenesis
inositol lipid−mediated signaling
response to extracellular stimulus
response to purine−containing compound
respiratory tube development
respiratory system development
connective tissue development
response to organophosphorus
cellular carbohydrate metabolic process
response to mechanical stimulus
ensheathment of neurons
organic hydroxy compound transport
muscle organ development
extracellular structure organization
leukocyte migration
divalent metal ion transport
ameboidal−type cell migration
regulation of vesicle−mediated transport
regulation of cell morphogenesis
gliogenesis
heart morphogenesis
protein localization to cell periphery
response to antibiotic
monovalent inorganic cation transport
platelet degranulation
morphogenesis of a branching structure
regulation of lipase activity
vasculogenesis
regulation of cellular response to growth factor stimulus
regulation of membrane potential
epithelial cell proliferation
TCGA−BRCA
TCGA−COAD
TCGA−HNSC
TCGA−KIRC
TCGA−KIRP
TCGA−LIHC
TCGA−LUAD
TCGA−LUSC
TCGA−PRAD
TCGA−THCA

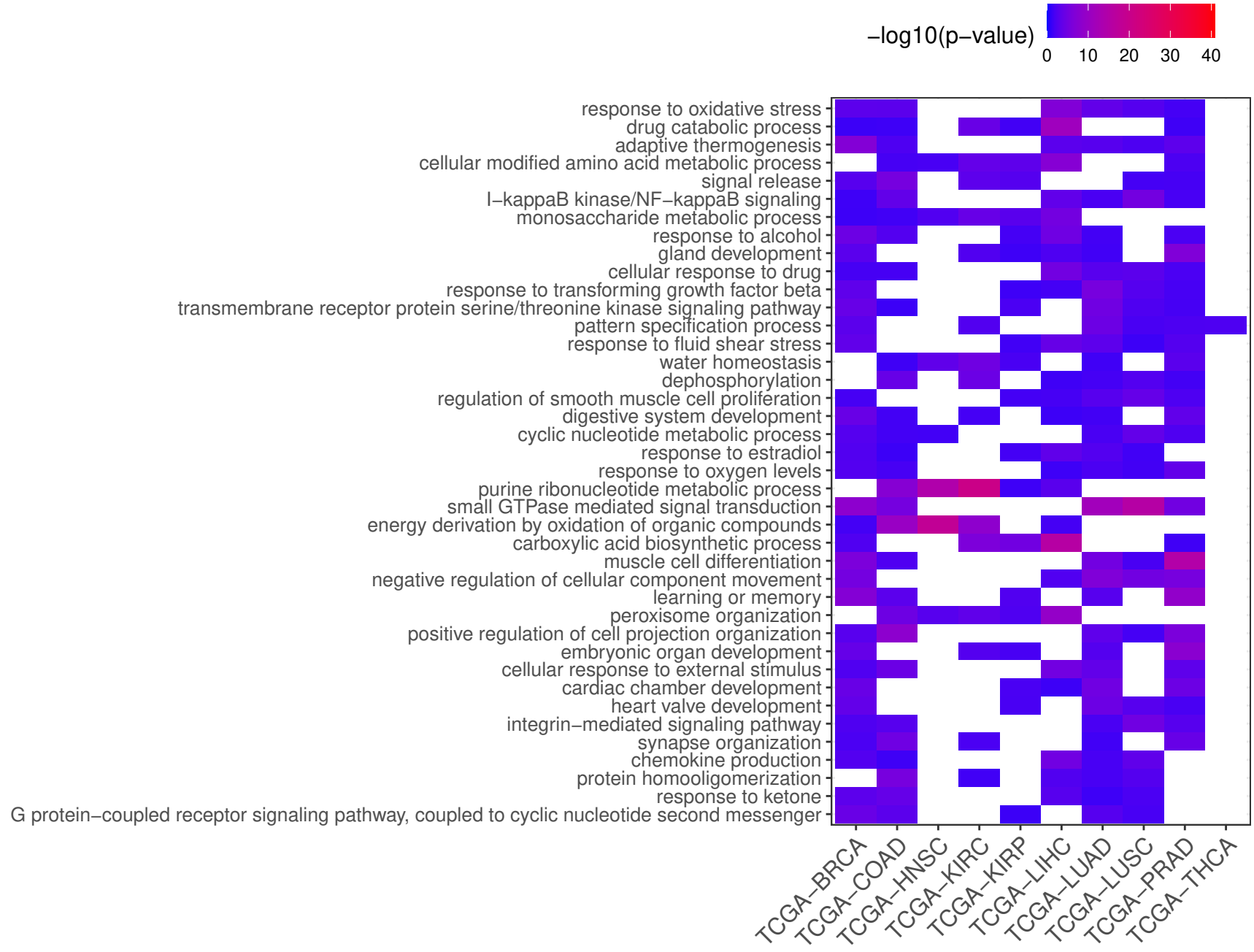
−log10(p−value)
0
10
20
30
40
response to oxidative stress
drug catabolic process
adaptive thermogenesis
cellular modified amino acid metabolic process
signal release
I−kappaB kinase/NF−kappaB signaling
monosaccharide metabolic process
response to alcohol
gland development
cellular response to drug
response to transforming growth factor beta
transmembrane receptor protein serine/threonine kinase signaling pathway
pattern specification process
response to fluid shear stress
water homeostasis
dephosphorylation
regulation of smooth muscle cell proliferation
digestive system development
cyclic nucleotide metabolic process
response to estradiol
response to oxygen levels
purine ribonucleotide metabolic process
small GTPase mediated signal transduction
energy derivation by oxidation of organic compounds
carboxylic acid biosynthetic process
muscle cell differentiation
negative regulation of cellular component movement
learning or memory
peroxisome organization
positive regulation of cell projection organization
embryonic organ development
cellular response to external stimulus
cardiac chamber development
heart valve development
integrin−mediated signaling pathway
synapse organization
chemokine production
protein homooligomerization
response to ketone
G protein−coupled receptor signaling pathway, coupled to cyclic nucleotide second messenger
TCGA−BRCA
TCGA−COAD
TCGA−HNSC
TCGA−KIRC
TCGA−KIRP
TCGA−LIHC
TCGA−LUAD
TCGA−LUSC
TCGA−PRAD
TCGA−THCA

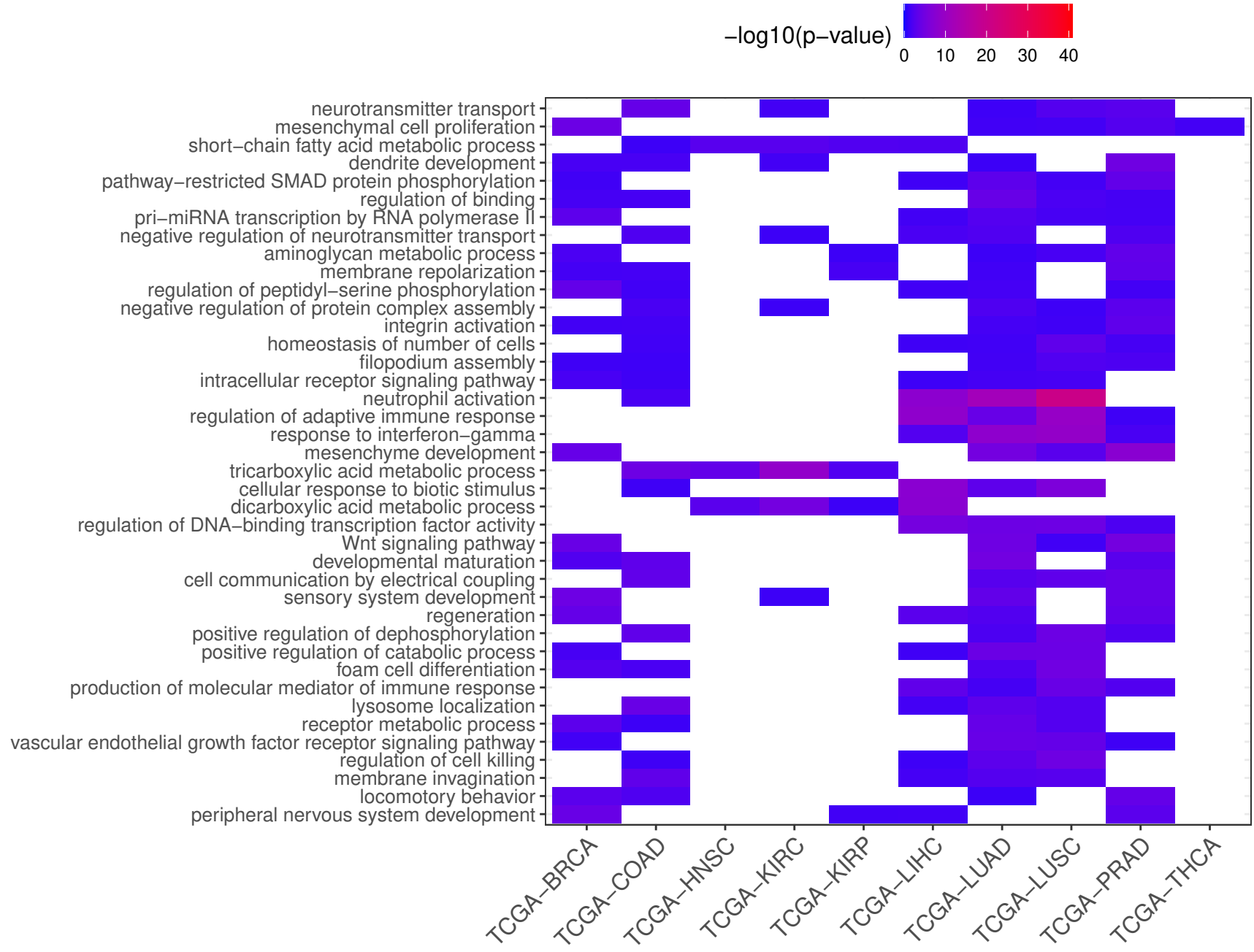
−log10(p−value)
0
10
20
30
40
neurotransmitter transport
mesenchymal cell proliferation
short−chain fatty acid metabolic process
dendrite development
pathway−restricted SMAD protein phosphorylation
regulation of binding
pri−miRNA transcription by RNA polymerase II
negative regulation of neurotransmitter transport
aminoglycan metabolic process
membrane repolarization
regulation of peptidyl−serine phosphorylation
negative regulation of protein complex assembly
integrin activation
homeostasis of number of cells
filopodium assembly
intracellular receptor signaling pathway
neutrophil activation
regulation of adaptive immune response
response to interferon−gamma
mesenchyme development
tricarboxylic acid metabolic process
cellular response to biotic stimulus
dicarboxylic acid metabolic process
regulation of DNA−binding transcription factor activity
Wnt signaling pathway
developmental maturation
cell communication by electrical coupling
sensory system development
regeneration
positive regulation of dephosphorylation
positive regulation of catabolic process
foam cell differentiation
production of molecular mediator of immune response
lysosome localization
receptor metabolic process
vascular endothelial growth factor receptor signaling pathway
regulation of cell killing
membrane invagination
locomotory behavior
peripheral nervous system development
TCGA−BRCA
TCGA−COAD
TCGA−HNSC
TCGA−KIRC
TCGA−KIRP
TCGA−LIHC
TCGA−LUAD
TCGA−LUSC
TCGA−PRAD
TCGA−THCA

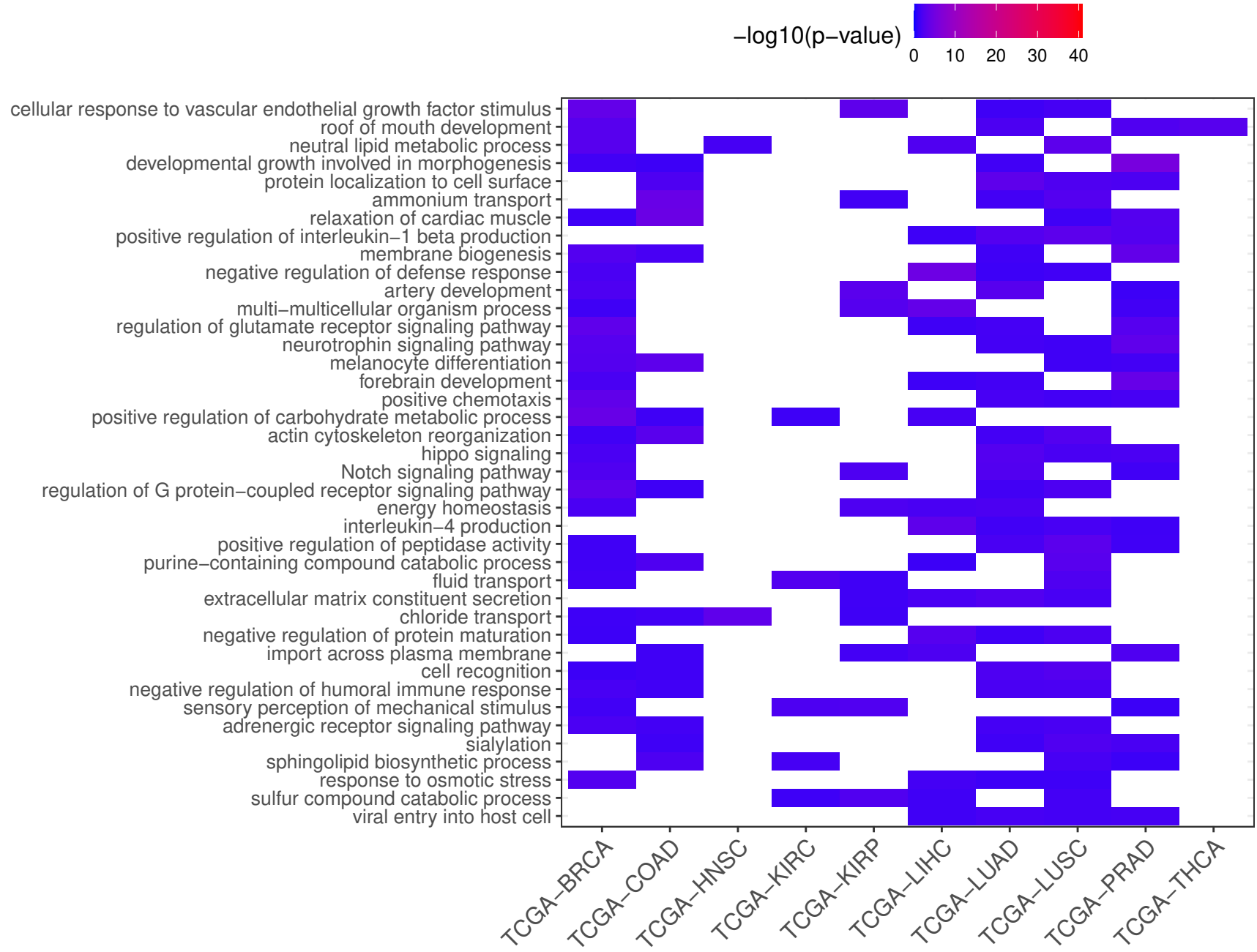
−log10(p−value)
0
10
20
30
40
cellular response to vascular endothelial growth factor stimulus
roof of mouth development
neutral lipid metabolic process
developmental growth involved in morphogenesis
protein localization to cell surface
ammonium transport
relaxation of cardiac muscle
positive regulation of interleukin−1 beta production
membrane biogenesis
negative regulation of defense response
artery development
multi−multicellular organism process
regulation of glutamate receptor signaling pathway
neurotrophin signaling pathway
melanocyte differentiation
forebrain development
positive chemotaxis
positive regulation of carbohydrate metabolic process
actin cytoskeleton reorganization
hippo signaling
Notch signaling pathway
regulation of G protein−coupled receptor signaling pathway
energy homeostasis
interleukin−4 production
positive regulation of peptidase activity
purine−containing compound catabolic process
fluid transport
extracellular matrix constituent secretion
chloride transport
negative regulation of protein maturation
import across plasma membrane
cell recognition
negative regulation of humoral immune response
sensory perception of mechanical stimulus
adrenergic receptor signaling pathway
sialylation
sphingolipid biosynthetic process
response to osmotic stress
sulfur compound catabolic process
viral entry into host cell
TCGA−BRCA
TCGA−COAD
TCGA−HNSC
TCGA−KIRC
TCGA−KIRP
TCGA−LIHC
TCGA−LUAD
TCGA−LUSC
TCGA−PRAD
TCGA−THCA

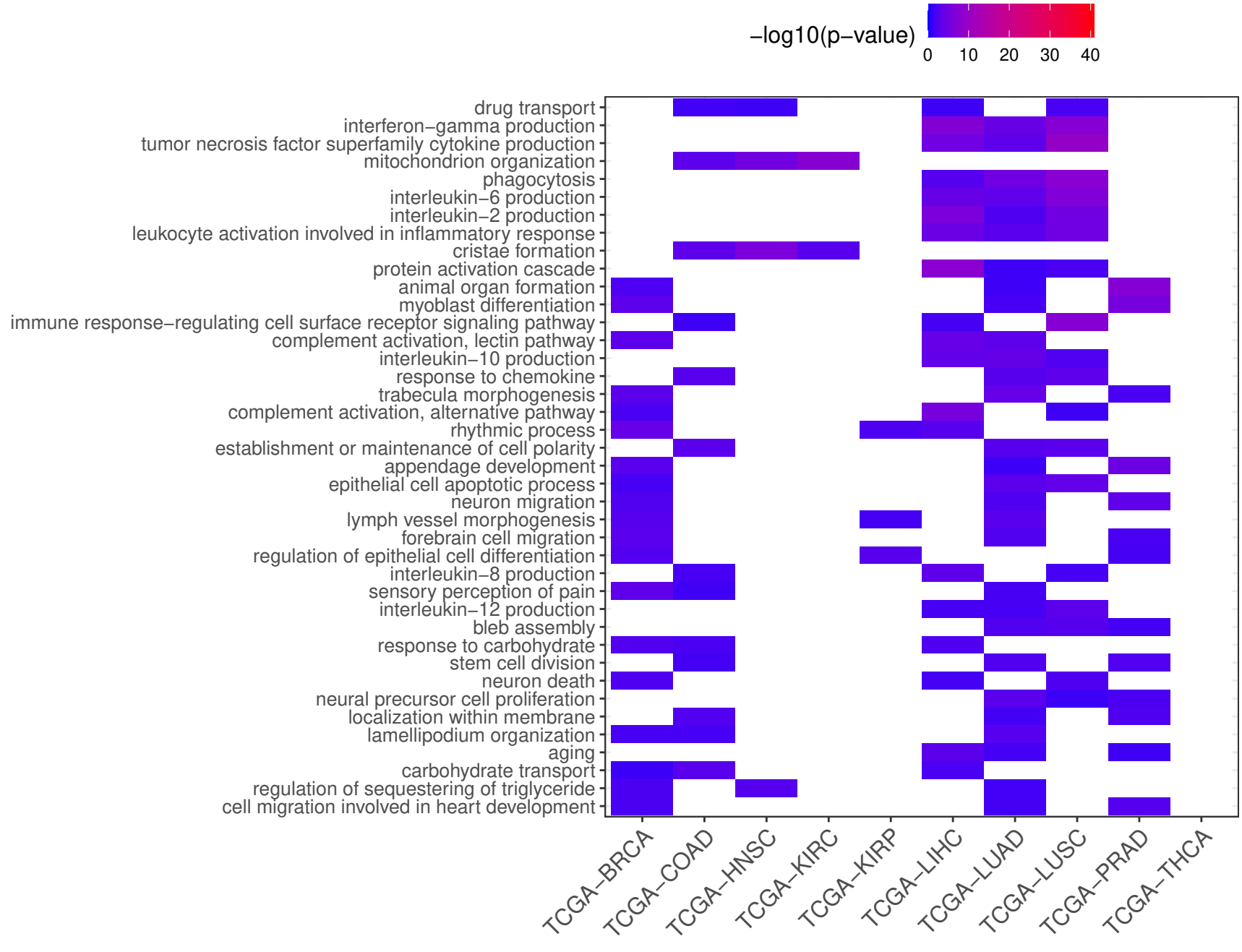
−log10(p−value)
0
10
20
30
40
drug transport
interferon−gamma production
tumor necrosis factor superfamily cytokine production
mitochondrion organization
phagocytosis
interleukin−6 production
interleukin−2 production
leukocyte activation involved in inflammatory response
cristae formation
protein activation cascade
animal organ formation
myoblast differentiation
immune response−regulating cell surface receptor signaling pathway
complement activation, lectin pathway
interleukin−10 production
response to chemokine
trabecula morphogenesis
complement activation, alternative pathway
rhythmic process
establishment or maintenance of cell polarity
appendage development
epithelial cell apoptotic process
neuron migration
lymph vessel morphogenesis
forebrain cell migration
regulation of epithelial cell differentiation
interleukin−8 production
sensory perception of pain
interleukin−12 production
bleb assembly
response to carbohydrate
stem cell division
neuron death
neural precursor cell proliferation
localization within membrane
lamellipodium organization
aging
carbohydrate transport
regulation of sequestering of triglyceride
cell migration involved in heart development
TCGA−BRCA
TCGA−COAD
TCGA−HNSC
TCGA−KIRC
TCGA−KIRP
TCGA−LIHC
TCGA−LUAD
TCGA−LUSC
TCGA−PRAD
TCGA−THCA

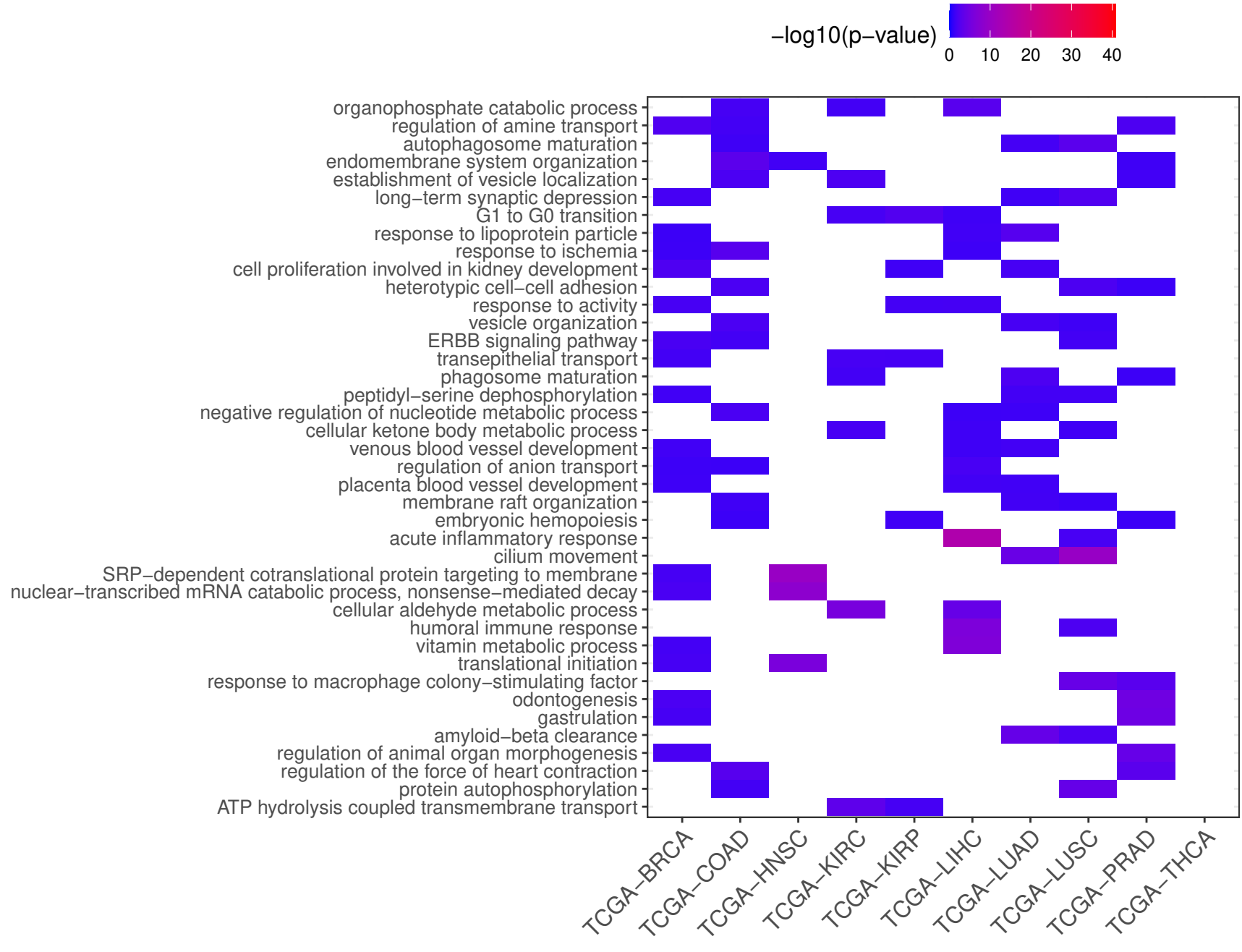
−log10(p−value)
0
10
20
30
40
organophosphate catabolic process
regulation of amine transport
autophagosome maturation
endomembrane system organization
establishment of vesicle localization
long−term synaptic depression
G1 to G0 transition
response to lipoprotein particle
response to ischemia
cell proliferation involved in kidney development
heterotypic cell−cell adhesion
response to activity
vesicle organization
ERBB signaling pathway
transepithelial transport
phagosome maturation
peptidyl−serine dephosphorylation
negative regulation of nucleotide metabolic process
cellular ketone body metabolic process
venous blood vessel development
regulation of anion transport
placenta blood vessel development
membrane raft organization
embryonic hemopoiesis
acute inflammatory response
cilium movement
SRP−dependent cotranslational protein targeting to membrane
nuclear−transcribed mRNA catabolic process, nonsense−mediated decay
cellular aldehyde metabolic process
humoral immune response
vitamin metabolic process
translational initiation
response to macrophage colony−stimulating factor
odontogenesis
gastrulation
amyloid−beta clearance
regulation of animal organ morphogenesis
regulation of the force of heart contraction
protein autophosphorylation
ATP hydrolysis coupled transmembrane transport
TCGA−BRCA
TCGA−COAD
TCGA−HNSC
TCGA−KIRC
TCGA−KIRP
TCGA−LIHC
TCGA−LUAD
TCGA−LUSC
TCGA−PRAD
TCGA−THCA

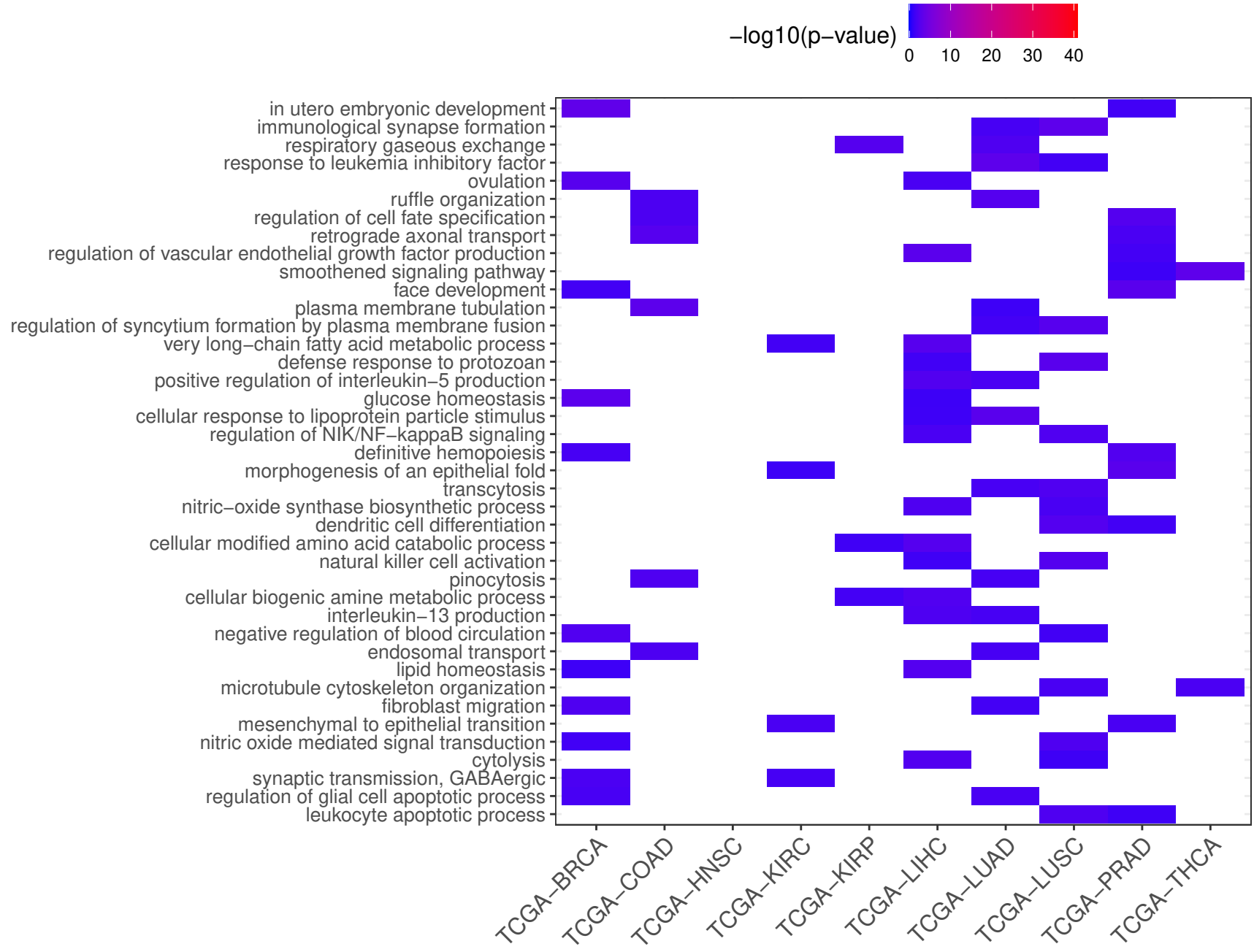
−log10(p−value)
0
10
20
30
40
in utero embryonic development
immunological synapse formation
respiratory gaseous exchange
response to leukemia inhibitory factor
ovulation
ruffle organization
regulation of cell fate specification
retrograde axonal transport
regulation of vascular endothelial growth factor production
smoothened signaling pathway
face development
plasma membrane tubulation
regulation of syncytium formation by plasma membrane fusion
very long−chain fatty acid metabolic process
defense response to protozoan
positive regulation of interleukin−5 production
glucose homeostasis
cellular response to lipoprotein particle stimulus
regulation of NIK/NF−kappaB signaling
definitive hemopoiesis
morphogenesis of an epithelial fold
transcytosis
nitric−oxide synthase biosynthetic process
dendritic cell differentiation
cellular modified amino acid catabolic process
natural killer cell activation
pinocytosis
cellular biogenic amine metabolic process
interleukin−13 production
negative regulation of blood circulation
endosomal transport
lipid homeostasis
microtubule cytoskeleton organization
fibroblast migration
mesenchymal to epithelial transition
nitric oxide mediated signal transduction
cytolysis
synaptic transmission, GABAergic
regulation of glial cell apoptotic process
leukocyte apoptotic process
TCGA−BRCA
TCGA−COAD
TCGA−HNSC
TCGA−KIRC
TCGA−KIRP
TCGA−LIHC
TCGA−LUAD
TCGA−LUSC
TCGA−PRAD
TCGA−THCA

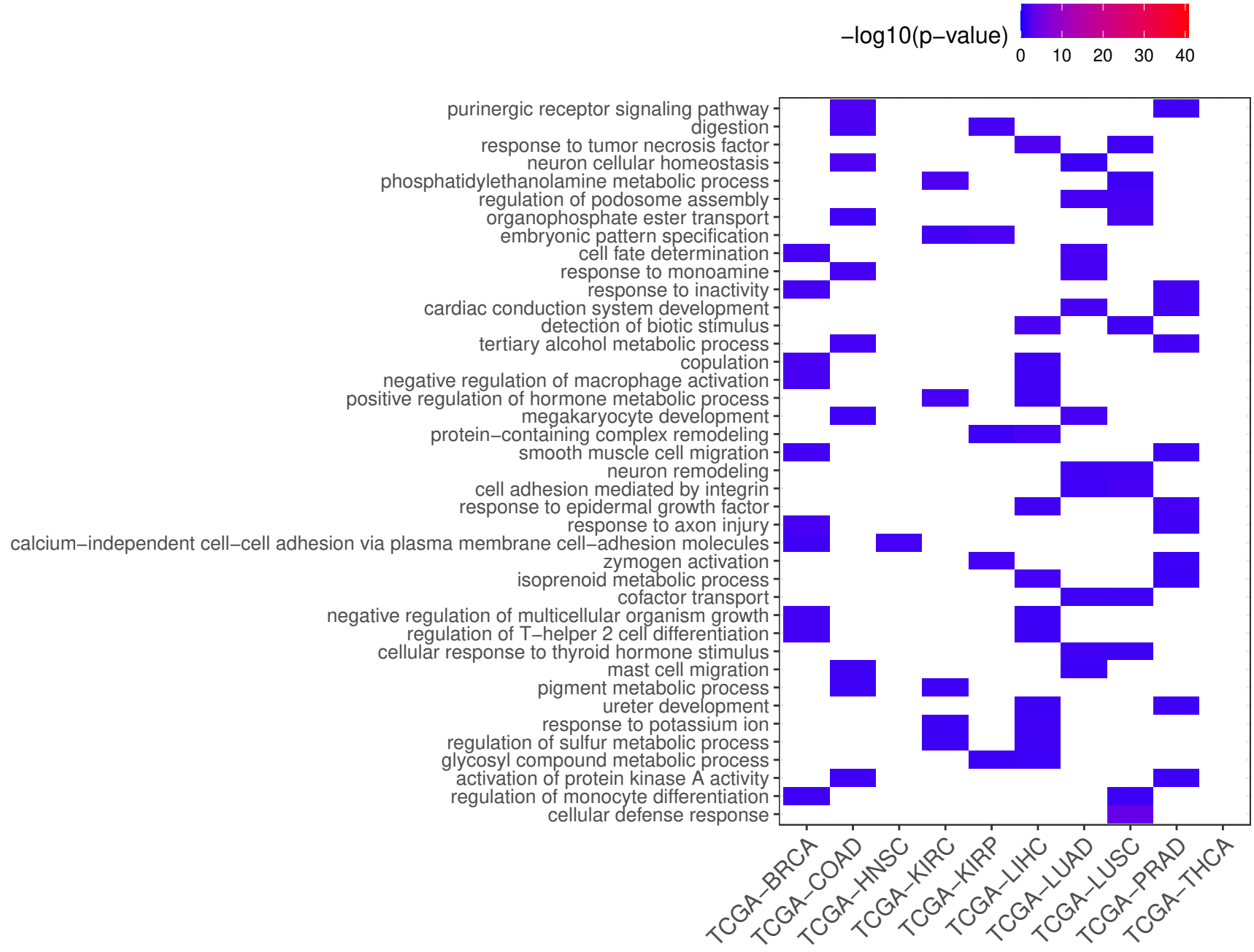
−log10(p−value)
0
10
20
30
40
purinergic receptor signaling pathway
digestion
response to tumor necrosis factor
neuron cellular homeostasis
phosphatidylethanolamine metabolic process
regulation of podosome assembly
organophosphate ester transport
embryonic pattern specification
cell fate determination
response to monoamine
response to inactivity
cardiac conduction system development
detection of biotic stimulus
tertiary alcohol metabolic process
copulation
negative regulation of macrophage activation
positive regulation of hormone metabolic process
megakaryocyte development
protein−containing complex remodeling
smooth muscle cell migration
neuron remodeling
cell adhesion mediated by integrin
response to epidermal growth factor
response to axon injury
calcium−independent cell−cell adhesion via plasma membrane cell−adhesion molecules
zymogen activation
isoprenoid metabolic process
cofactor transport
negative regulation of multicellular organism growth
regulation of T−helper 2 cell differentiation
cellular response to thyroid hormone stimulus
mast cell migration
pigment metabolic process
ureter development
response to potassium ion
regulation of sulfur metabolic process
glycosyl compound metabolic process
activation of protein kinase A activity
regulation of monocyte differentiation
cellular defense response
TCGA−BRCA
TCGA−COAD
TCGA−HNSC
TCGA−KIRC
TCGA−KIRP
TCGA−LIHC
TCGA−LUAD
TCGA−LUSC
TCGA−PRAD
TCGA−THCA

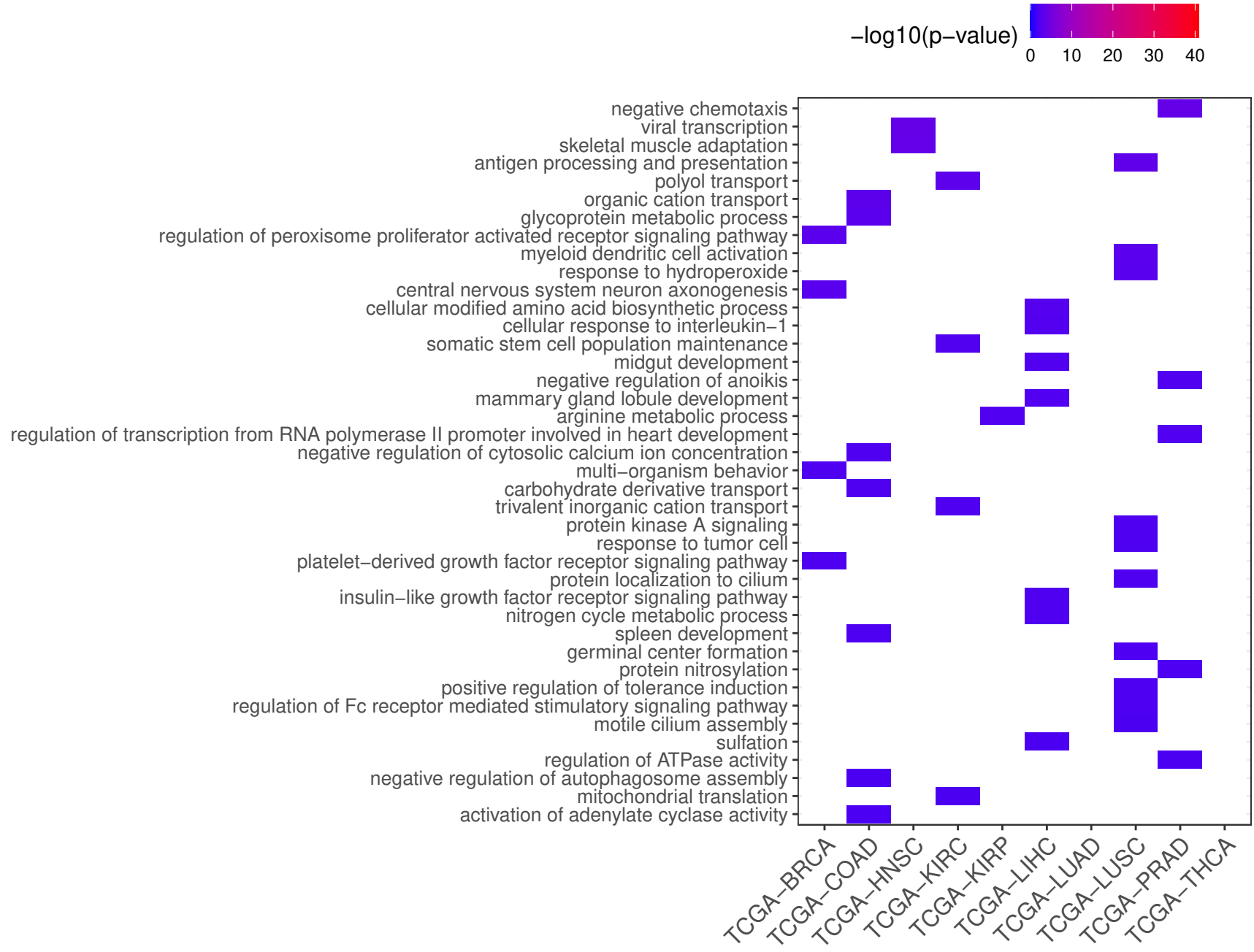
−log10(p−value)
0
10
20
30
40
negative chemotaxis
viral transcription
skeletal muscle adaptation
antigen processing and presentation
polyol transport
organic cation transport
glycoprotein metabolic process
regulation of peroxisome proliferator activated receptor signaling pathway
myeloid dendritic cell activation
response to hydroperoxide
central nervous system neuron axonogenesis
cellular modified amino acid biosynthetic process
cellular response to interleukin−1
somatic stem cell population maintenance
midgut development
negative regulation of anoikis
mammary gland lobule development
arginine metabolic process
regulation of transcription from RNA polymerase II promoter involved in heart development
negative regulation of cytosolic calcium ion concentration
multi−organism behavior
carbohydrate derivative transport
trivalent inorganic cation transport
protein kinase A signaling
response to tumor cell
platelet−derived growth factor receptor signaling pathway
protein localization to cilium
insulin−like growth factor receptor signaling pathway
nitrogen cycle metabolic process
spleen development
germinal center formation
protein nitrosylation
positive regulation of tolerance induction
regulation of Fc receptor mediated stimulatory signaling pathway
motile cilium assembly
sulfation
regulation of ATPase activity
negative regulation of autophagosome assembly
mitochondrial translation
activation of adenylate cyclase activity
TCGA−BRCA
TCGA−COAD
TCGA−HNSC
TCGA−KIRC
TCGA−KIRP
TCGA−LIHC
TCGA−LUAD
TCGA−LUSC
TCGA−PRAD
TCGA−THCA

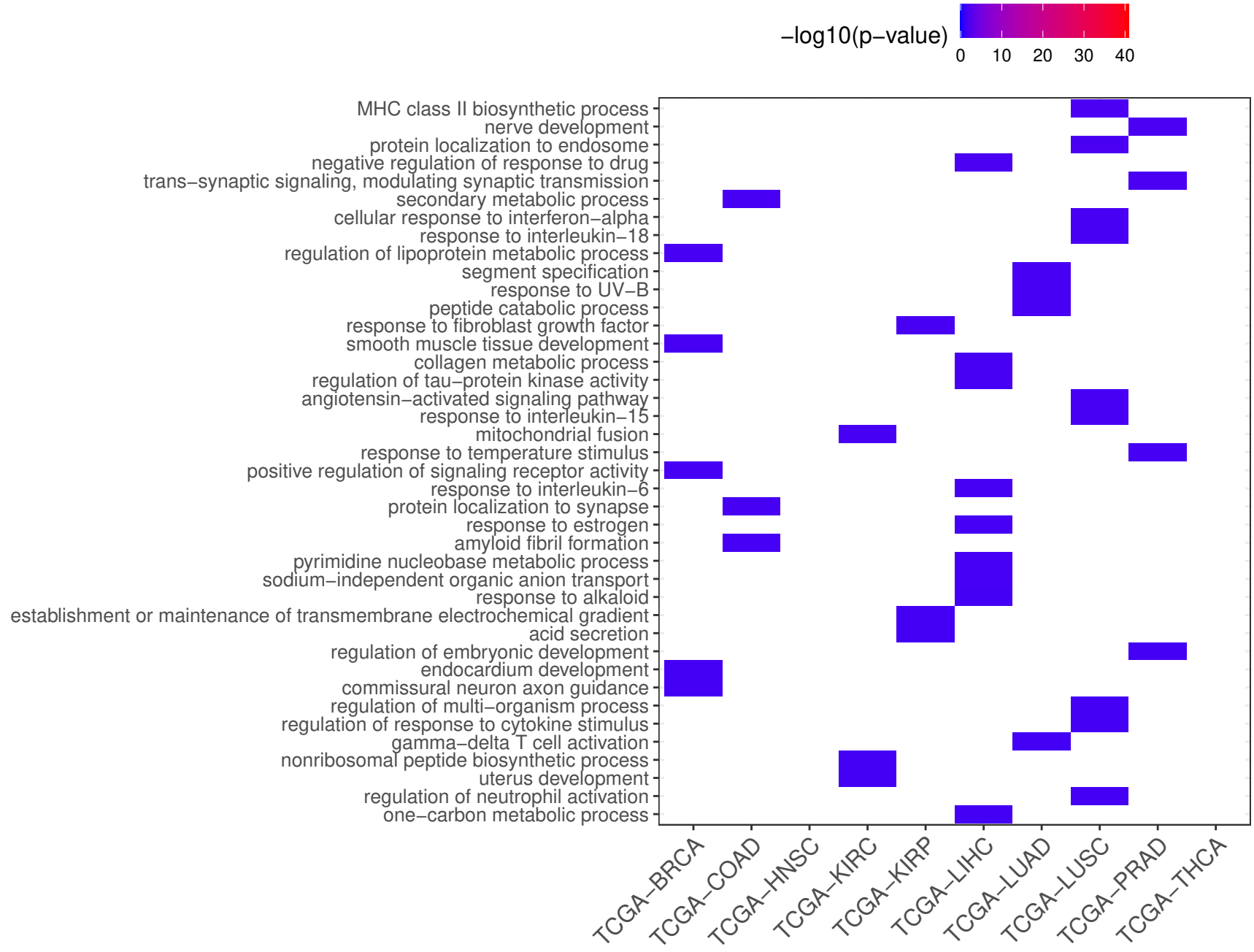
−log10(p−value)
0
10
20
30
40
MHC class II biosynthetic process
nerve development
protein localization to endosome
negative regulation of response to drug
trans−synaptic signaling, modulating synaptic transmission
secondary metabolic process
cellular response to interferon−alpha
response to interleukin−18
regulation of lipoprotein metabolic process
segment specification
response to UV−B
peptide catabolic process
response to fibroblast growth factor
smooth muscle tissue development
collagen metabolic process
regulation of tau−protein kinase activity
angiotensin−activated signaling pathway
response to interleukin−15
mitochondrial fusion
response to temperature stimulus
positive regulation of signaling receptor activity
response to interleukin−6
protein localization to synapse
response to estrogen
amyloid fibril formation
pyrimidine nucleobase metabolic process
sodium−independent organic anion transport
response to alkaloid
establishment or maintenance of transmembrane electrochemical gradient
acid secretion
regulation of embryonic development
endocardium development
commissural neuron axon guidance
regulation of multi−organism process
regulation of response to cytokine stimulus
gamma−delta T cell activation
nonribosomal peptide biosynthetic process
uterus development
regulation of neutrophil activation
one−carbon metabolic process
TCGA−BRCA
TCGA−COAD
TCGA−HNSC
TCGA−KIRC
TCGA−KIRP
TCGA−LIHC
TCGA−LUAD
TCGA−LUSC
TCGA−PRAD
TCGA−THCA

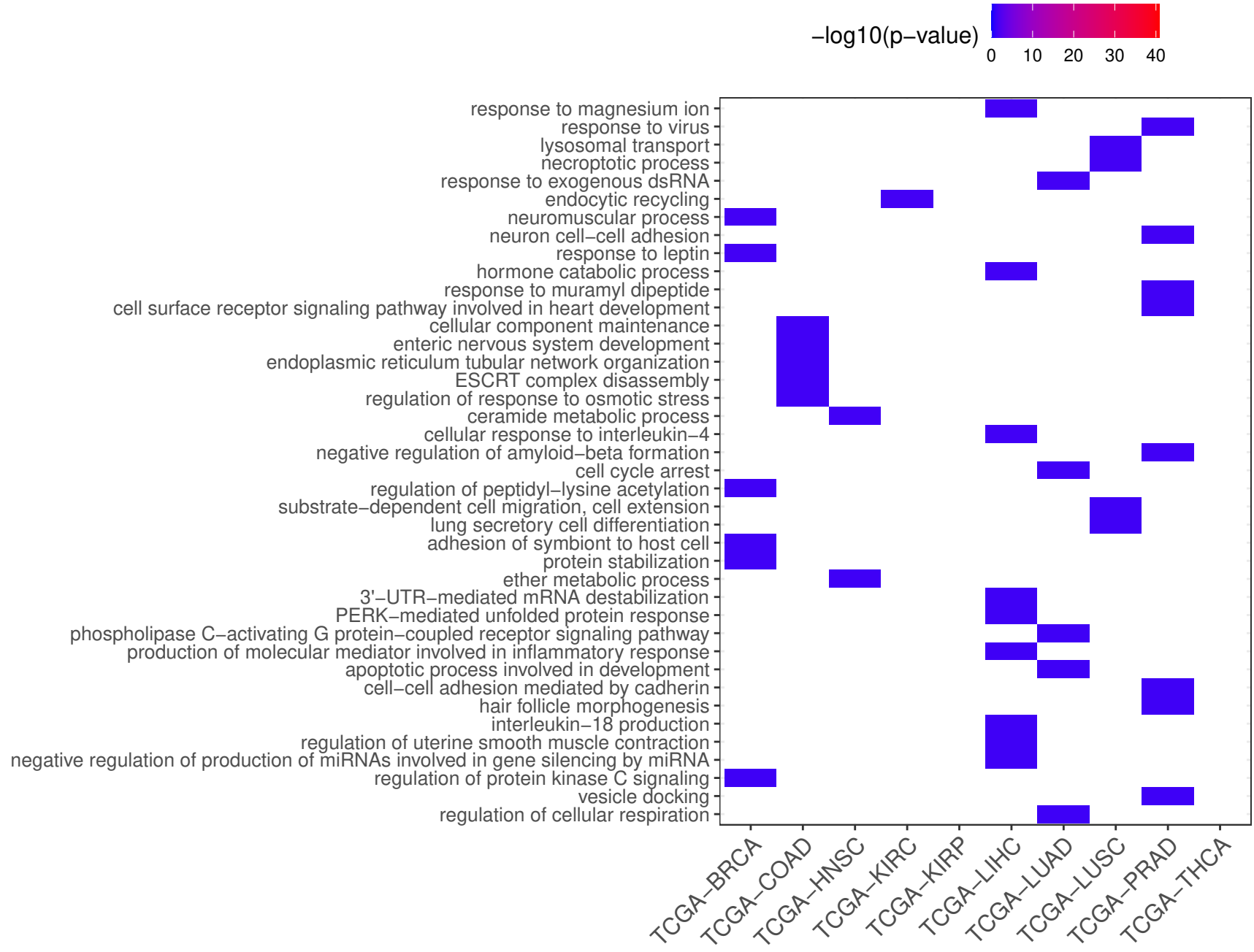
−log10(p−value)
0
10
20
30
40
response to magnesium ion
response to virus
lysosomal transport
necroptotic process
response to exogenous dsRNA
endocytic recycling
neuromuscular process
neuron cell−cell adhesion
response to leptin
hormone catabolic process
response to muramyl dipeptide
cell surface receptor signaling pathway involved in heart development
cellular component maintenance
enteric nervous system development
endoplasmic reticulum tubular network organization
ESCRT complex disassembly
regulation of response to osmotic stress
ceramide metabolic process
cellular response to interleukin−4
negative regulation of amyloid−beta formation
cell cycle arrest
regulation of peptidyl−lysine acetylation
substrate−dependent cell migration, cell extension
lung secretory cell differentiation
adhesion of symbiont to host cell
protein stabilization
ether metabolic process
3'−UTR−mediated mRNA destabilization
PERK−mediated unfolded protein response
phospholipase C−activating G protein−coupled receptor signaling pathway
production of molecular mediator involved in inflammatory response
apoptotic process involved in development
cell−cell adhesion mediated by cadherin
hair follicle morphogenesis
interleukin−18 production
regulation of uterine smooth muscle contraction
negative regulation of production of miRNAs involved in gene silencing by miRNA
regulation of protein kinase C signaling
vesicle docking
regulation of cellular respiration
TCGA−BRCA
TCGA−COAD
TCGA−HNSC
TCGA−KIRC
TCGA−KIRP
TCGA−LIHC
TCGA−LUAD
TCGA−LUSC
TCGA−PRAD
TCGA−THCA

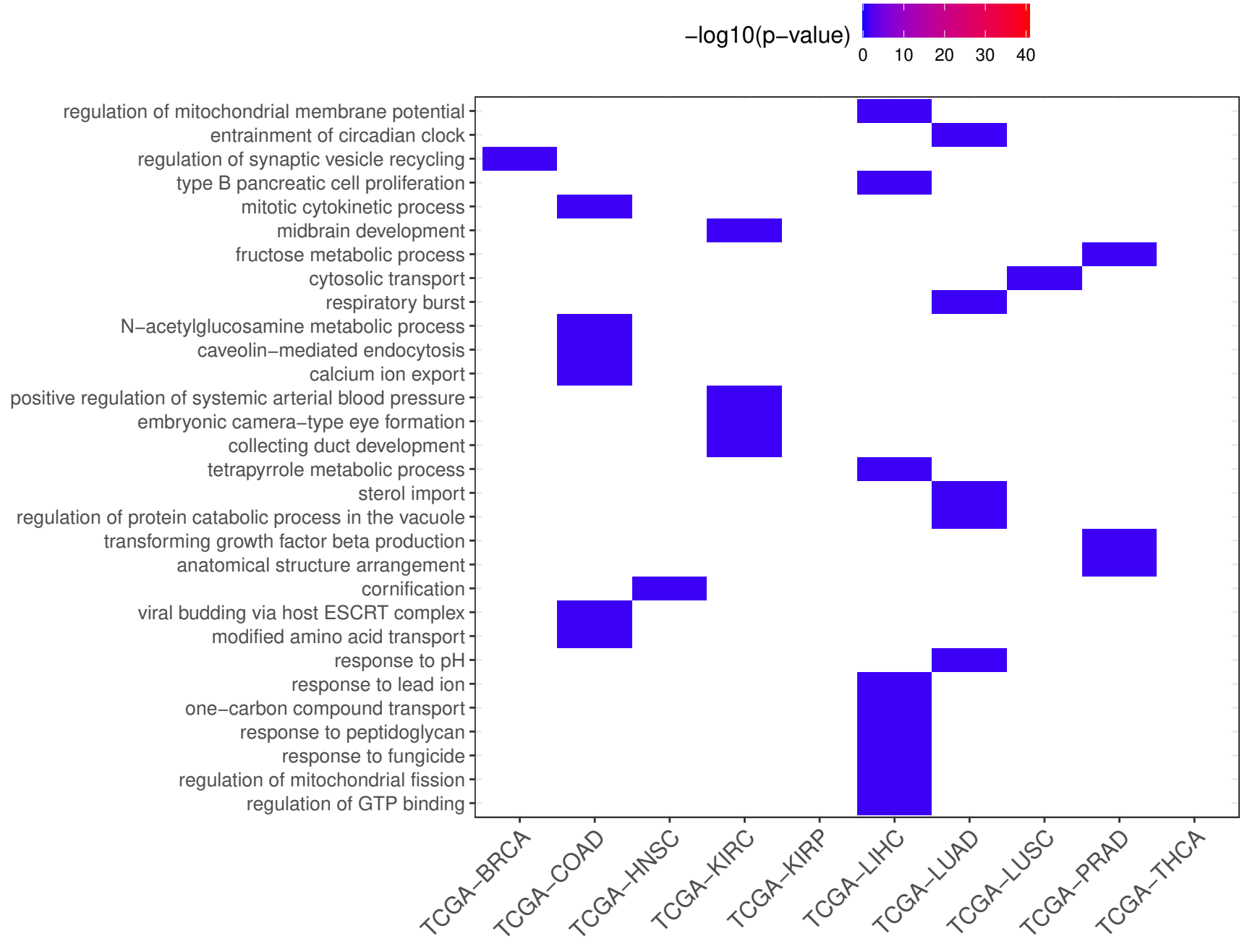
−log10(p−value)
0
10
20
30
40
regulation of mitochondrial membrane potential
entrainment of circadian clock
regulation of synaptic vesicle recycling
type B pancreatic cell proliferation
mitotic cytokinetic process
midbrain development
fructose metabolic process
cytosolic transport
respiratory burst
N−acetylglucosamine metabolic process
caveolin−mediated endocytosis
calcium ion export
positive regulation of systemic arterial blood pressure
embryonic camera−type eye formation
collecting duct development
tetrapyrrole metabolic process
sterol import
regulation of protein catabolic process in the vacuole
transforming growth factor beta production
anatomical structure arrangement
cornification
viral budding via host ESCRT complex
modified amino acid transport
response to pH
response to lead ion
one−carbon compound transport
response to peptidoglycan
response to fungicide
regulation of mitochondrial fission
regulation of GTP binding
TCGA−BRCA
TCGA−COAD
TCGA−HNSC
TCGA−KIRC
TCGA−KIRP
TCGA−LIHC
TCGA−LUAD
TCGA−LUSC
TCGA−PRAD
TCGA−THCA